








CDD Ceiling Diffuser **Directional**

Legacy Model	New Model	Order Code Part String	Description	CAPS Selection
XG-5500	CDD 	CDD-AL	Ceiling Diffuser Directional, Louver Face, Aluminum Construction	Select Model CDD and select the following: Material – (AL) Aluminum
XG-5500S	CDD 	CDD-S	Ceiling Diffuser Directional, Louver Face, Steel Construction	Select Model CDD and select the following: Material – (S) Steel
XG-5500BO	CDD-BO 	CDD-BO-AL	Replacement border for CDD (Ceiling Diffuser Directional, Louver Face), AL Construction	Select Model CDD-BO and select the following: Material – (AL) Aluminum
XG-5500SBO	CDD-BO 	CDD-BO-S	Replacement border for CDD (Ceiling Diffuser Directional, Louver Face), Steel Construction	Select Model CDD-BO and select the following: Material – (S) Steel
XG-5500CO	CDD-CO 	CDD-CO-AL	Replacement Core Only for CDD (Ceiling Diffuser Directional, Louver Face), AL Construction	Select Model CDD-CO and select the following: Material – (AL) Aluminum
XG-5500SCO	CDD-CO 	CDD-CO-S	Replacement Core Only for CDD (Ceiling Diffuser Directional, Louver Face), Steel Construction	Select Model CDD-CO and select the following: Material – (S) Steel
XG-5500CAD	CDDCA 	CDDCA	Ceiling Diffuser Directional – Cold Aisle Aluminum Construction, hybrid louver face diffuser with a dampened cube core center	Select Model CDDCA
XG-5500DD	CDD-SQA 	CDD-SQA	Ceiling Diffuser Directional – Square Architectural Supply-Aluminum Construction, louver face diffuser with uninsulated factory-mounted plenum box, available in 1-4 slots with center opening for field provided ceiling tile	Select Model CDD-SQA and select the following: Airflow Direction – Supply Insulation – No
XG-5500DDI	CDD-SQA 	CDD-SQA-I	Ceiling Diffuser Directional – Square Architectural Supply-Aluminum Construction, louver face diffuser with insulated factory-mounted plenum box, available in 1-4 slots with center opening for field provided ceiling tile	Select Model CDD-SQA and select the following: Airflow Direction – Supply Insulation – Yes
XG-5500DDR	CDD-SQA 	CDD-SQA-R	Ceiling Diffuser Directional – Square Architectural Return-Aluminum Construction, louver face diffuser with uninsulated factory-mounted light shield, available in 1-4 slots with center opening for field provided ceiling tile	Select Model CDD-SQA and select the following: Airflow Direction – Return

CDMC Ceiling Diffuser **Modular Core**

Legacy Model	New Model	Order Code Part String	Description	CAPS Selection
XG-9000	CDMC 	CDMC-AL	Ceiling Diffuser Modular Core, Aluminum Construction	Select Model CDMC and select the following: Material – (AL) Aluminum
XG-9000S	CDMC 	CDMC-S	Ceiling Diffuser Modular Core, Steel Construction	Select Model CDMC and select the following: Material – (S) Steel